


RAIFFEISEN SOLUTION PLUS FUND OF FUNDS

Actively managed multi assets balanced fund with a broad asset exposure. The portfolio consists of real estate investments, commodity assets, 3rd party investment funds (mostly total return and hedge funds), equities, bonds, and fixed income assets from the global markets. the portfolio manager can decide on the weight of risky assets according to the market outlook and his own expectations. If the market situation looks unfavourable, the risky exposure can be decreased.

recommended minimum investment horizon:

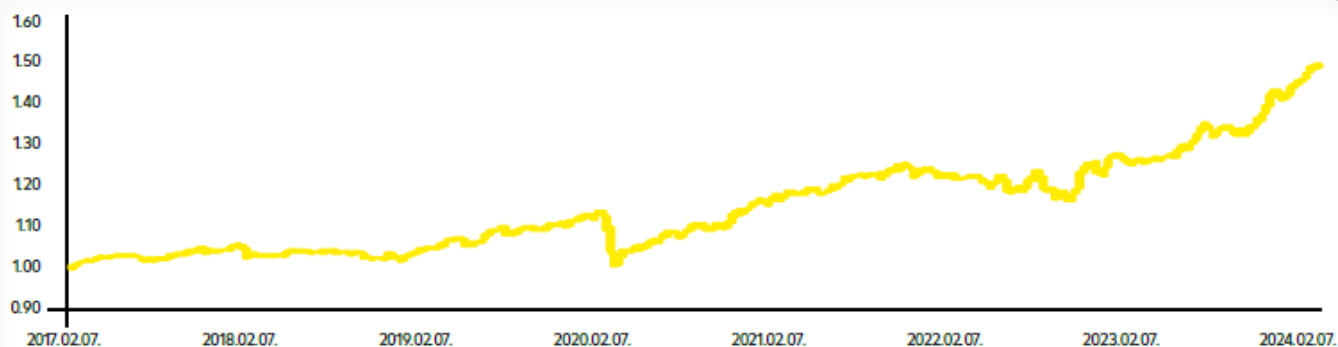


KIID risk level (SRRI)



The EUR and USD series can have different risk ratings.

PERFORMANCE DURING THE CURRENT INVESTMENT STRATEGY SHARE CLASS 'A' (HUF)



INTRODUCTION OF THE FUND

share classes	A series	E series	U series
Currency	HUF	EUR	USD
investment strategy inception date	15.08.2005.	18.06.2021.	18.06.2021.
ISIN	HU0000718556	HU0000705652	HU0000719943
price	1,490018 HUF	1,467763 €	1,317354 USD
share class net asset value	13 690 699 962 HUF	24 016 675 €	6 884 948 USD
total net asset value	25 836 822 366 HUF		
category	absolute return fund		

Dávid Pekár,
portfolio manager of the Fund



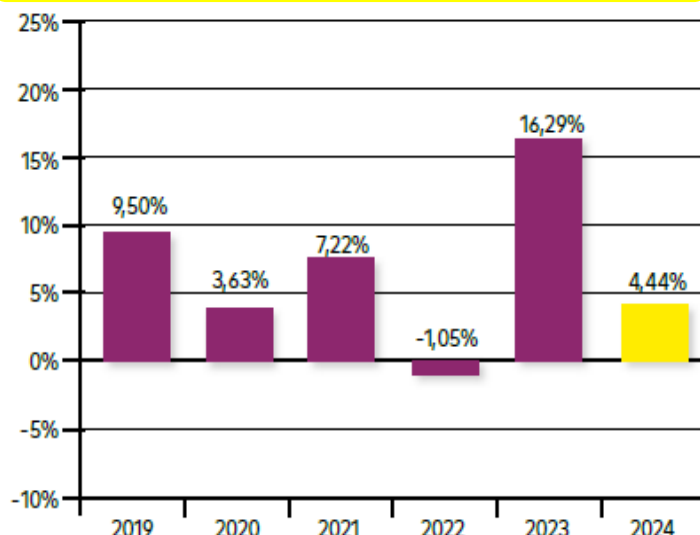
2020
PRIVÁTBANKÁR.HU
KLASSZIS
AZ ÉV FELTÖRÉSNŐ PORTFÓLIOMENEDZSÉRE
PEKÁR DÁVID
RAIFFEISEN BEFEKTETÉSI ALAPKEZELŐ

RETURN	3 month*	6 month*	1 year	3 year	5 year	Since actually investment strategy
„A” series (HUF)	4,44%	11,94%	18,94%	8,22%	7,08%	5,66%
„E” series (EUR)	2,47%	8,73%	10,37%	2,13%	2,56%	2,19%
„U” series (USD)	2,66%	9,59%	12,02%	4,02%	4,47%	4,23%

DEVIATION	3 month*	6 month*	1 year	3 year	5 year	Since actually investment strategy
„A” series (HUF)	3,53%	3,72%	3,47%	3,83%	4,05%	3,62%
„E” series (EUR)	3,21%	3,57%	3,53%	4,01%	4,18%	3,73%
„U” series (USD)	3,34%	3,59%	3,52%	3,97%	4,18%	3,97%

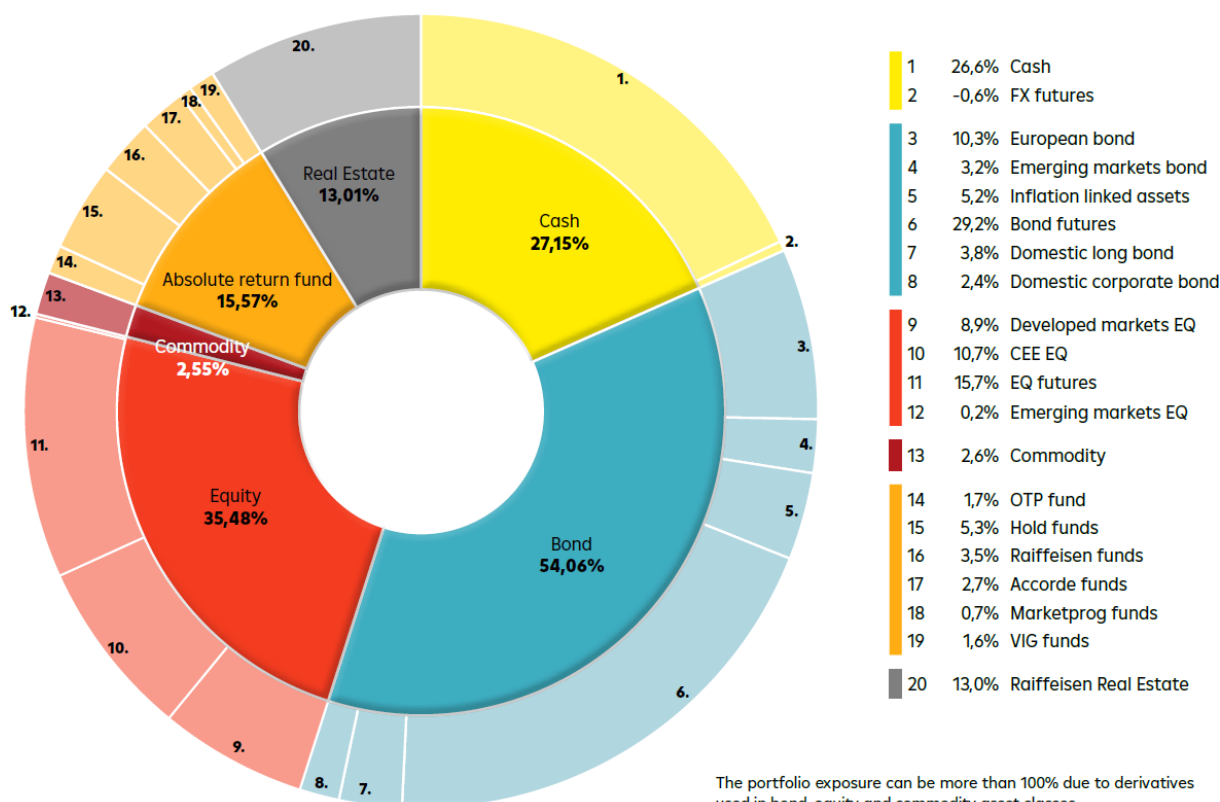
*in-year figures, not annualized
Past performance is not guarantee of future performance.

RETURNS FOR THE LAST 5 YEARS AND THE CURRENT YEAR "A" SERIES HUF



Past performance is not guarantee of future performance.
The data of 2024. is not annualized.

COMPOSITION OF THE PORTFOLIO



The portfolio exposure can be more than 100% due to derivatives used in bond, equity and commodity asset classes.

Disclaimer

The information provided in this document is only for informative purposes, it is not complete and does not count as an offer, investment or audit counselling. Raiffeisen Investment Fund Ltd. is in no way responsible for the information, fact, news, their completeness or inaccuracies, their changes occurring in the meantime, and the consequences of its usage causing any monetary and non-monetary damage. The information, fact, news and any interpretation, explanation, observation, statement represents Raiffeisen Investment Fund Ltd.'s professional opinion at the moment of the creation of this document, it does not contain any guidance concerning future trends, any change in expectations, monetary, economical nor market conditions. Before making any investment decision, read and inform carefully about the investment policy, distributional charges and possible risks concerning the investment from the IF's Key Investor Information Document and the official Prospect, which are available at the place of distribution and on the official website of the investment fund (alapok.raiffeisen.hu). This document is considered as marketing communication according to Kbtv 4. §, (1) paragraph 55. point the manager of the funds is Raiffeisen Investment Fund Ltd., (H-EN-III-187/2015.), distributor is Raiffeisen Bank Zrt. (22/1992., member of BET - Budapest Stock Exchange).